


TheraBee 7™



Talk
to Bee

Activities to Develop
Articulation & Sound
Production Skills

Belinda Hill

Speech-Language Pathologist

www.therabee.com

Popping 'p' sound

POPPING POPCORN




🔊 A 'p' sound is made by popping the lips and popping them open.

🔊 A burst of air should be felt.

🔊 You need a quiet voice (no buzz felt if you put your hand on your throat as you make the sound).

🔊 Visual cue- put a blue ball/ confetti or some cut up paper on the table and make a 'p' sound onto it. The object will move and show the child that air has burst out.

🔊 Tactile cue- feel the air explosion on the hand.



MAKE A 'p' SOUND AS YOU TOUCH EACH POPCORN BOX

Practise the sound in nonsense syllables. Place the sound at the start, in the middle and at the end of each syllable- ah/ee/oo


Eg.

Pah/pee/poo/ahpah/eepee/oopoo/ahp/eep/oop

COLOUR A STAR AS YOU SAY THE SYLLABLES CORRECTLY



TORCH GAME- Cut out the pictures. Blu-tak the pictures to the wall. Turn off the light. Say the words as you flash the torch on the picture. There are word cards for 'p' at the start, 'p' in the middle and 'p' at the end.




pie



pen



pool




paper



hopping



puppy



lip

S

map

top

Popping 'p' sound in
sentences

A
M

'p' at the start of words

My pop had the **P**ap in the kitchen.

Pamela took the pot off the stove.

Mum paid Pam this pocket money.

The paddle was in Penny's rowboat.

The picture of the pear was purple.

'p' in the middle of words

The little puppy was happy.

I have to open the bottle of popping
cola.

The hippo was tapping his horn.

The crocodile was snapping his jaws.

My puppy was lapping up the milk.

'p' at the end of words

We had to hop **S** to the top of the box.

I had a nap in the morning.

My lip was red from the lipstick.

Kim put on her **A** green cap.

The red light told us to stop.

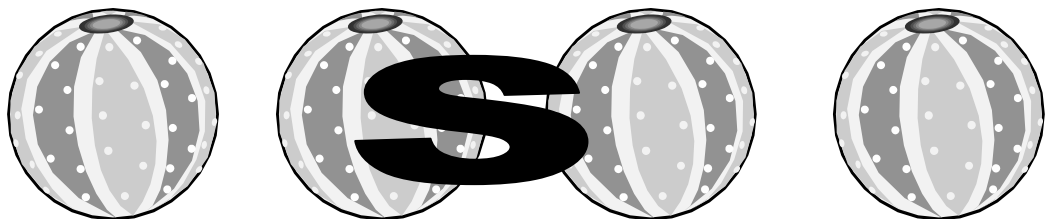
M

Bursting 'b' sound



BURSTING BALL

- 🔊 A 'b' sound is made by pressing the lips together and bursting the air out (sounds like a noisy 'p' sound).
- 🔊 You need a loud voice (vibration felt if you put your hand on your throat as you make the sound).
- 🔊 Visual cue- look in the mirror to see the lips pop open.
- 🔊 Tactile cue- feel the air explosion on the hand, less air felt compared to the 'p' sound.



MAKE A 'b' SOUND AS YOU BOUNCE EACH BOUNCY BALL

A

Practise the sound in nonsense syllables. Place the sound at the start, in the middle and at the end of each syllable.

M

Eg.

bah/bee/boo/ahbah/eehee/ooboo/ahb/eeb/oob

P


TICK A STAR AS YOU COMPLETE THE SYLLABLES CORRECTLY



Bursting **E** sound in words

ACTIVITY

POSTING GAME- Cut out the pictures and post them into a tissue box as you say them. Decorate the box with a sticker each time the child remembers to burst their lips with a loud 'b' sound.




bath



S


balloon



book




baby



bubbles



table



cab



tub



grab

E

Bursting 'b' sound in sentences

'b' at the start of words

The bear made a growling sound.

The car was very big.

The little baby had a spotty bib.

My ball was lost in the grass.

Ben wanted a bar of chocolate.

'b' in the middle of words

I played with my bubbles.

Mum put the food on the table.

Dad was rubbing my sore toe.

The horse was waiting in the stable.

My favourite toy is the robot.

'b' at the end of words

Maree put the baby in the crib.

The tennis player can lob the ball.


I turned the knob on the radio.

The teacher told the kids to dab their paintbrushes.


The crab liked to crawl on the sand.

Tongue Tapping 't' sound

DRIPPING TAP



- 🔊 A 't' sound is made by the tongue tip tapping up behind the top teeth (on the alveolar bone).
- 🔊 You need a quiet voice (no vibration felt if you put your hand on your throat when you make the sound).
- 🔊 Visual cue- look in the mirror to see the tongue start up behind the top teeth and drop down.
- 🔊 Tactile cue- feel the air explosion on the hand.




MAKE A 't' SOUND AS YOU TOUCH EACH TAP

Practise the sound in nonsense syllables. Place the sound at the start, in the middle and at the end of each syllable- ah/ee/oo

Eg. tah/tee/too/ahtah/eetee/ootoo/aht/eet/oot

STAMP A STAR AS YOU SAY THE SYLLABLES



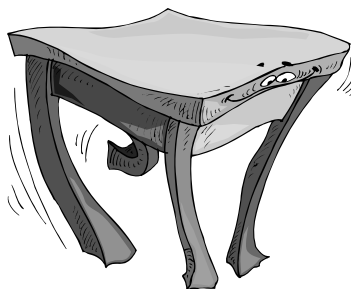
Tongue Tapping 't' sound in words

ACTIVITY

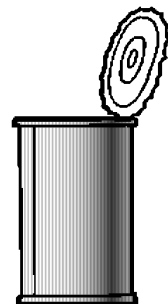
HIDING GAME- Cut out the pictures below. Have the student close their eyes while you hide the pictures around the room. The student searches the room for the pictures, naming each one as they find them.



tub



table



tin




water




skating



guitar



boot



hat



cat

Tongue Tapping 't'
sound in sentences

't' at the start of words

Tom climbed to the top of the hill.

The tent had ten pegs around it.

The tuna came in a tin.

The time on the clock was ten to ten.

I tapped Tim on the arm.

't' in the middle of words

The painting was dry.

The rain made a pitter-patter sound.

I was waiting for the water to come out.

The little baby was hitting the blocks.

Dad was shouting at the kids for getting dirty.

't' at the end of words

My bat is made out of wood.

I turned on the bright light.

Mum got a flat tyre.

James will pat the cat.

The teacher told us to wait for a seat.